

# How to Take a Practice Test

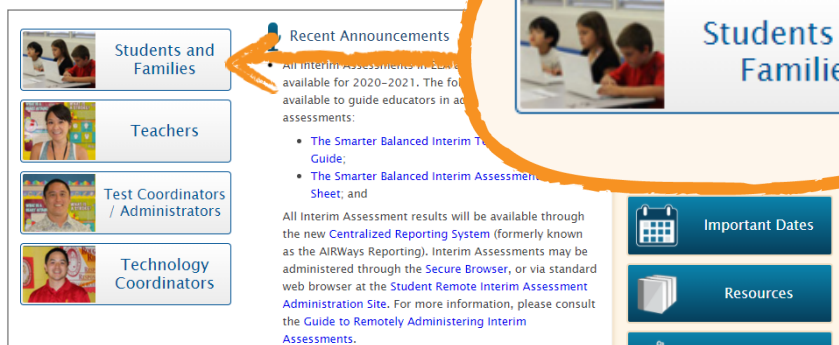
Before the day of the test, your child should take a practice test to make sure their computer and internet connection are working properly. If your child has any issues trying to take a practice test, please contact their teacher or school.

Follow these steps to help your child take a




**1** Open Chrome or Firefox and go to your portal homepage.: <https://vide.portal.cambiumast.com>

**2** Click Students and Families



**3** Click Training & Practice Tests



### 4

#### Sign into the practice test by following the prompts on the screen

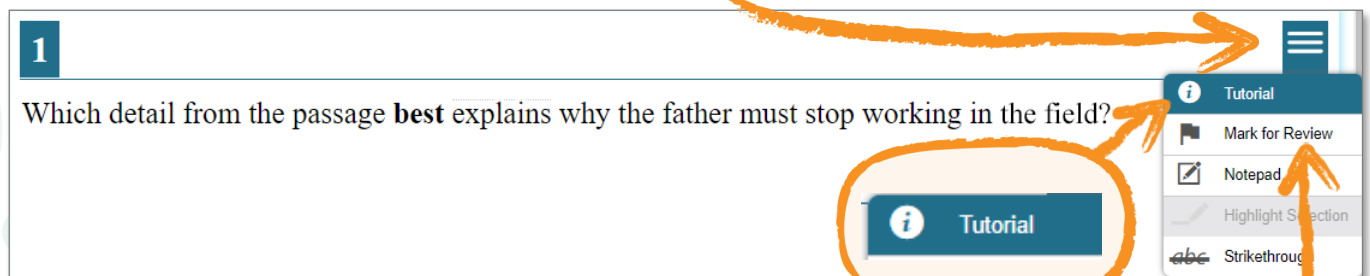
The steps to sign into a practice test are exactly the same as signing into the actual test.

- Select your child's grade and a practice test for your child to take.
- Select your child's test settings. These are tools and accommodations your child can use during a test, such as text-to-speech or color schemes. For actual tests, your child's teacher will set these.
- If the test has audio/video components, use the audio/video checks to make sure your child's audio is working properly.

### 5

#### Have your child watch the question-type tutorials

To become familiar with the different question types on the test, your child can watch these tutorials by clicking the lined page icon and select **Tutorial**.



### 6

#### Show your child the Mark for Review

If your child would like to review their answers during

